



lumini Solucoes em Iluminacao LTDA
www.lumini.com.br
Email:laboratorio@lumini.com.br
Tel:+55 11 3437-5555 Fax:+55 11 3437-5555
Address:Rua Ferreira Viana, 716 - Socorro - São Paulo/SP

lumini

LumCAT:

Luminaire: eye r difusa

LampCAT: modulo led tr 9W 27K irc 90

Ballast type:

Report No:

Voltage(V): 127.0000

Test No:

Current(A): 0.0680

Number of Lamps: 1

Power (W): 8.6300

Lamp flux(lm): 325.0

PF: 0.0000

Length(mm): 40

Width(mm): 40

Phm Type: C

Height(mm): 0

Photometric Results

Lumens(lm): 10.24, Efficiency(%): 3.15% , Luminous Efficacy(lm/W): 1.19

Central intensity(cd): 3.809, Maximum intensity(cd): 3.809

Angle of maximum intensity: C=0.0 γ =0.0

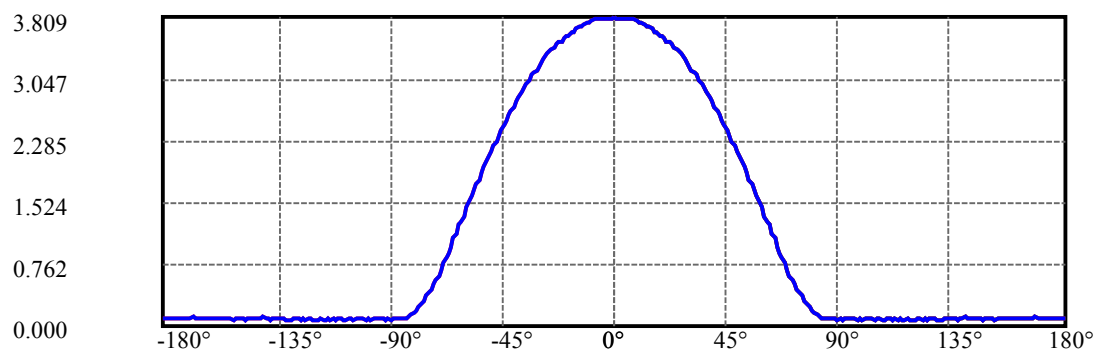
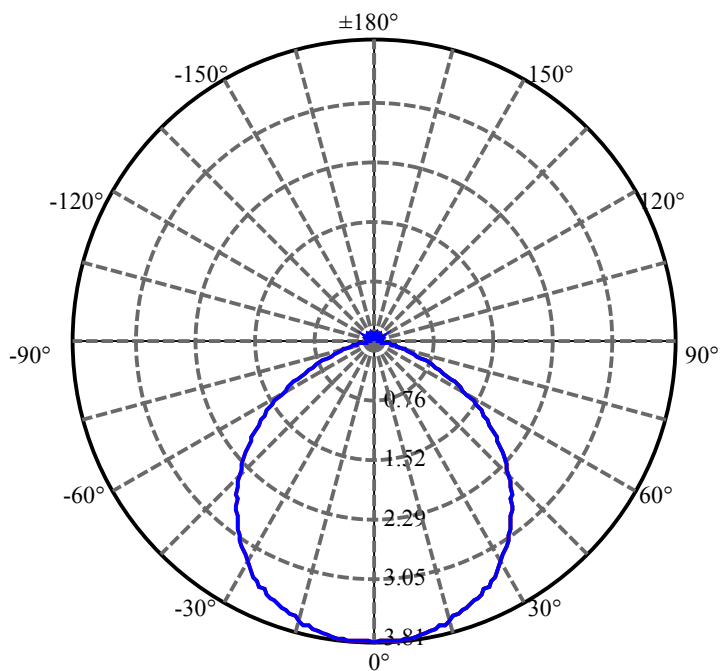
Beam angle of C0 plane : 105.67

Aveage BeamAngle(IEC 61341):105.67

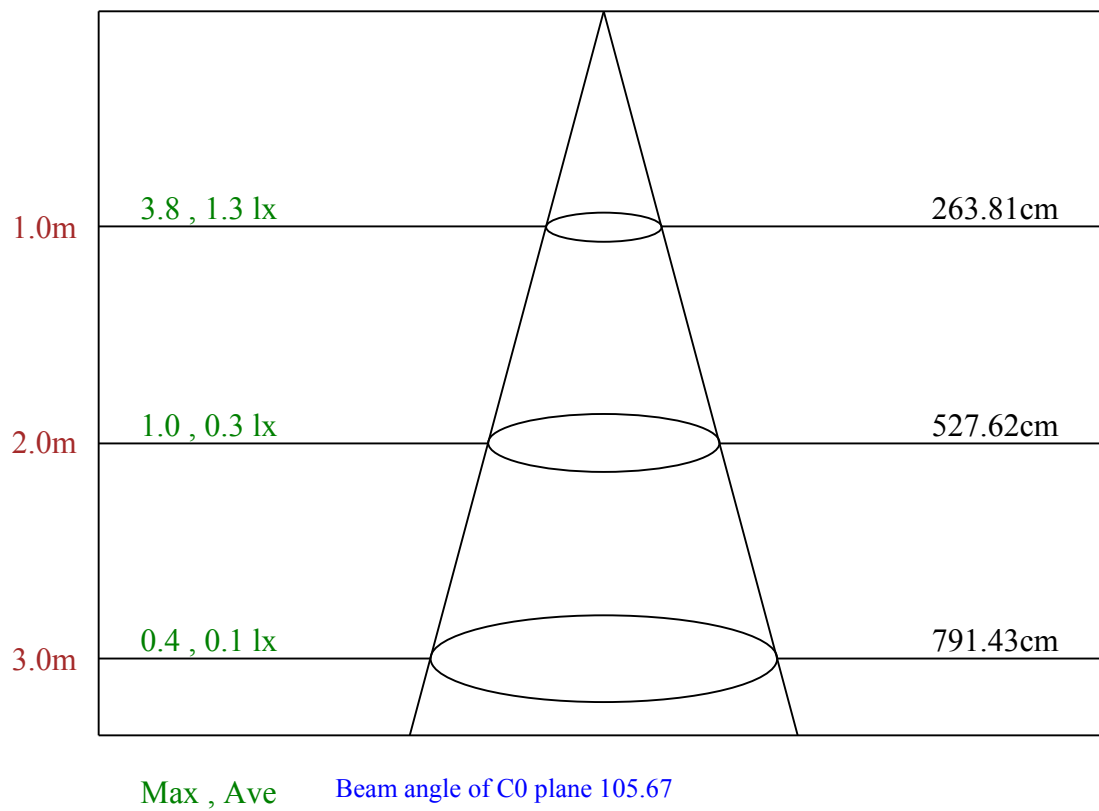
Equipment: equipamento lumini
Temperature(°C): 25.0

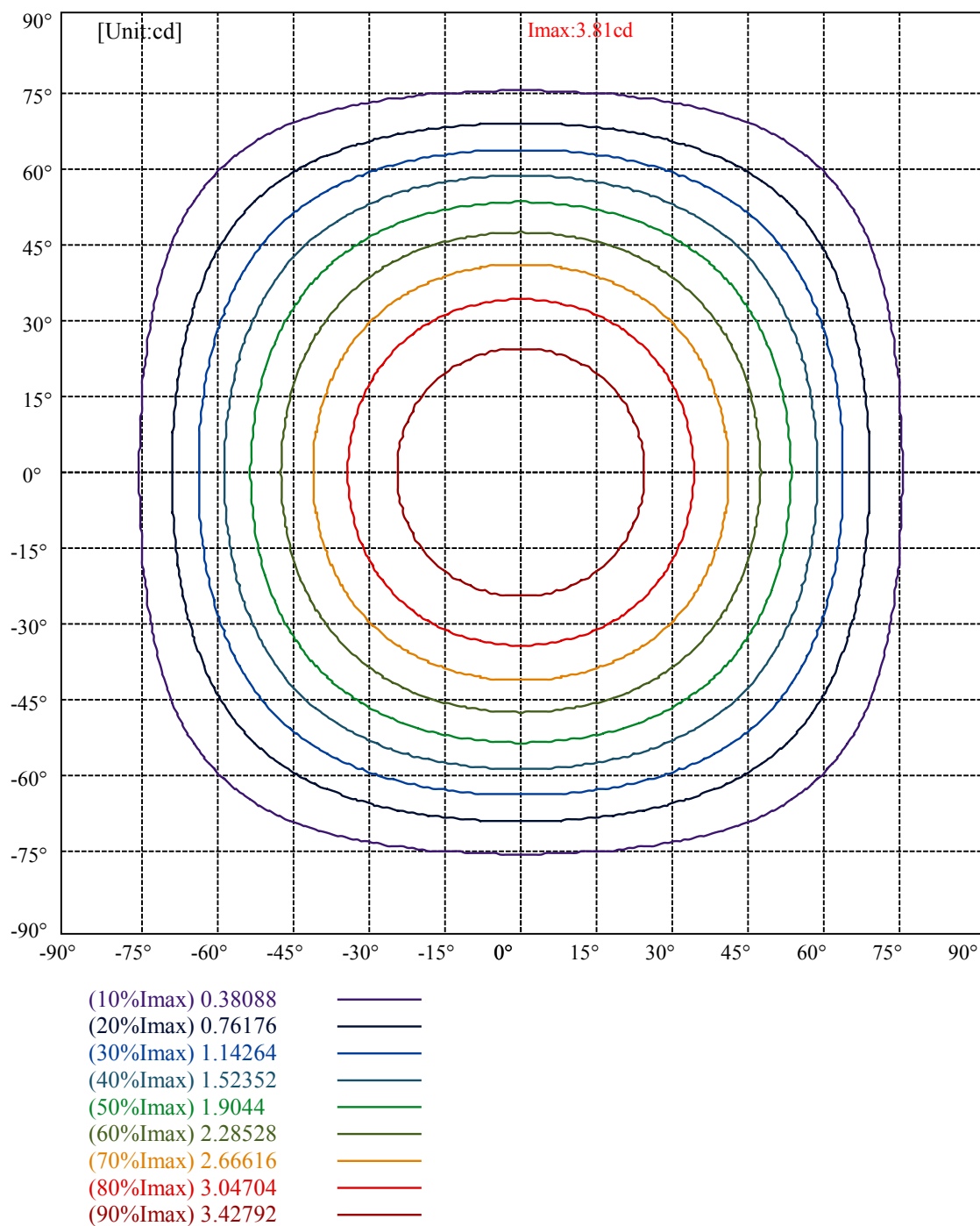
Date: 04/02/2025
Humidity(%): 78.0%

Operator: 01
Distance(m): 6.90



C0(Max):
C0/C180:
C90/C270:





lumini

Luminance Limiting Curve(no luminous side)

Appendix Page: 5 Total:6

Luminance Table

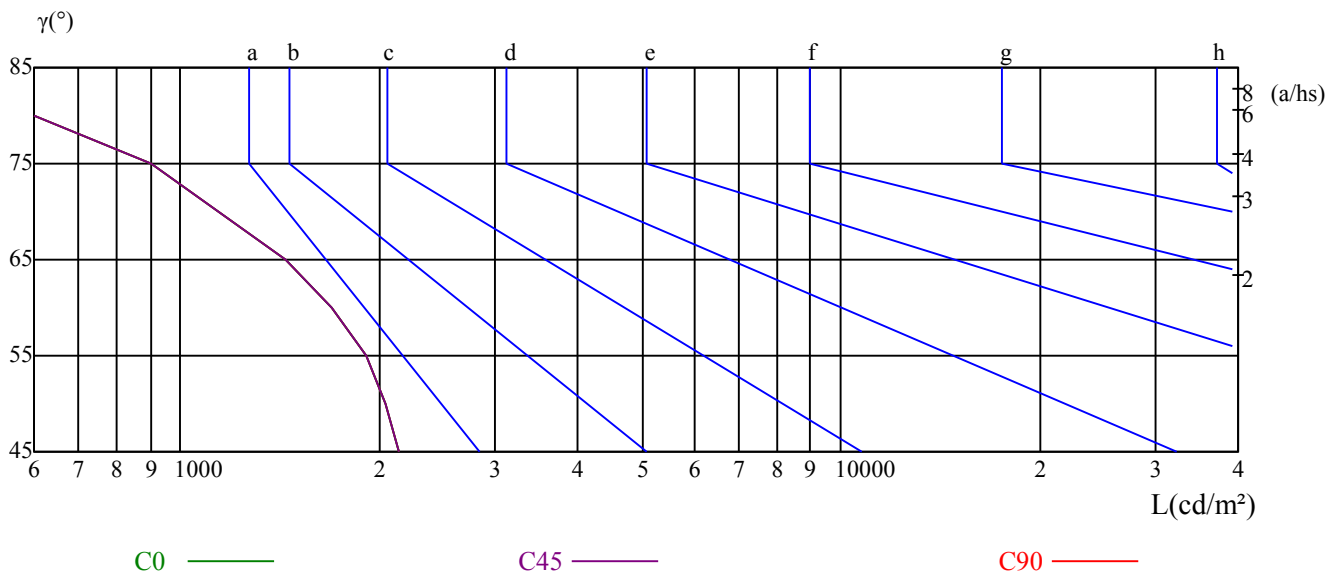
γ	45	50	55	60	65	70	75	80	85
C0	2136	2043	1907	1696	1443	1142	905	578	597
C45	2136	2043	1907	1696	1443	1142	905	578	597
C90	2136	2043	1907	1696	1443	1142	905	578	597

L(Hor)(65)	L(Ver)(65)	L45(65)	L(Hor)(75)	L(Ver)(75)	L45(75)	L(Hor)(85)	L(Ver)(85)	L45(85)
1443	1443	1443	905	905	905	597	597	597

Glare Table

Glare	Quality	Service Values Illuminance(lx)							
1.15	A	2000	1000	500	≤ 300				
1.5	B		2000	1000	500	≤ 300			
1.85	C			2000	1000	500	≤ 300		
2.2	D				2000	1000	500	≤ 300	
2.55	E					2000	1000	500	≤ 300
		a	b	c	d	e	f	g	h

Luminance Limiting Curve



Equipment: equipamento lumini
Temperature($^{\circ}$ C): 25.0

Date: 04/02/2025
Humidity(%): 78.0%

Operator: 01
Distance(m): 6.90

Illumination assessment according UGR											
Rf of Ceiling	70	70	50	50	30	70	70	50	50	30	
Rf of Wall	50	30	50	30	30	50	30	50	30	30	
Rf of Floor	20	20	20	20	20	20	20	20	20	20	
Room dimensions		Viewed crosswise					Viewed endwise				
X	Y										
2H	2H	14.63	16.08	15.07	16.50	16.94	14.70	16.16	15.14	16.58	17.02
	3H	15.73	17.04	16.19	17.48	17.95	15.82	17.12	16.28	17.57	18.03
	4H	16.01	17.24	16.49	17.69	18.18	16.12	17.34	16.60	17.80	18.28
	6H	16.14	17.28	16.63	17.75	18.26	16.26	17.39	16.75	17.86	18.38
	8H	16.12	17.21	16.61	17.69	18.21	16.25	17.34	16.74	17.82	18.34
	12H	16.10	17.15	16.60	17.64	18.17	16.23	17.28	16.73	17.76	18.29
4H	2H	15.22	16.45	15.70	16.90	17.39	15.28	16.51	15.76	16.96	17.45
	3H	16.42	17.46	16.92	17.94	18.47	16.49	17.53	16.99	18.01	18.54
	4H	16.82	17.74	17.34	18.25	18.80	16.92	17.83	17.43	18.34	18.90
	6H	16.97	17.78	17.52	18.32	18.88	17.08	17.89	17.62	18.42	18.98
	8H	16.99	17.75	17.55	18.29	18.87	17.11	17.87	17.67	18.41	18.98
	12H	17.02	17.72	17.58	18.25	18.87	17.14	17.84	17.70	18.37	18.99
8H	4H	16.93	17.68	17.48	18.22	18.80	17.02	17.77	17.57	18.31	18.89
	6H	17.14	17.77	17.71	18.32	18.94	17.24	17.87	17.81	18.42	19.04
	8H	17.23	17.78	17.82	18.37	18.98	17.35	17.89	17.94	18.49	19.09
	12H	17.28	17.74	17.88	18.34	18.96	17.40	17.86	18.00	18.45	19.08
12H	4H	16.92	17.62	17.48	18.15	18.77	17.01	17.71	17.57	18.24	18.86
	6H	17.19	17.74	17.78	18.33	18.94	17.29	17.83	17.88	18.43	19.03
	8H	17.25	17.71	17.85	18.30	18.93	17.36	17.82	17.96	18.42	19.04
Variation with the observer position at spacings:											
S = 1.0H		0.4/-0.4					0.4/-0.4				
S = 1.5H		0.6/-0.9					0.6/-0.9				
S = 2.0H		1.7/-1.5					1.7/-1.5				
Standard tables:		BK3					BK3				
Uncorrected UGR		-0.9					-0.9				

依据CIE Publ. 117 计算 UGR, S/H = 0.25